

Barry Industries Offers 100% Non-Magnetic Chip Resistors for MRI Applications.



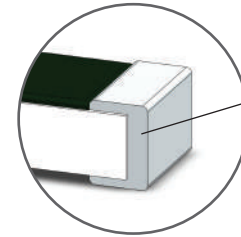
For decades, Barry Industries has been delivering quality resistive devices to the leading manufacturers of MRI scanners and related equipment for MRI rooms. MRI applications require components with no magnetic properties.

The main source of ferro-magnetic interference from surface mount components is nickel. Barry Industries offers numerous chip resistors and terminations which are 100% non-magnetic. These resistors feature RoHS compliant epoxy or solderable terminals made of robust palladium silver.

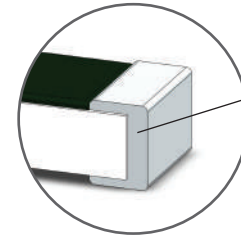
Samples are available for evaluation by visiting www.barryind.com or contacting the factory.

Resistor Overview

- Chip Sizes 0202 to 5050
- Al₂O₃, AlN or BeO
- Values 0.1Ω to 1GΩ*, Tolerances to ±1%
- Tape & Reel[†] and Waffle Pack Available
- Group A, B, C & Life Testing Available
- Robust Thick Film Construction
- Solder or Epoxy Attachment
- Operating Temperature -55 to +150°C
- Zero Ω Jumpers Available
- TCR to ±100PPM

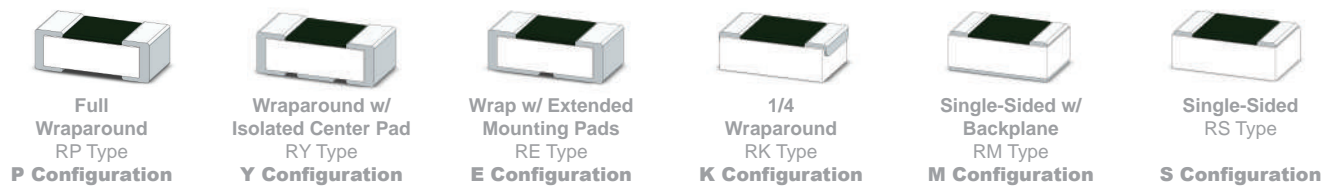


BA Type Terminals:
Palladium Silver
For AlN Chips
✓ Non-Magnetic
✓ RoHS Compliant
✓ For Solder or Epoxy



DA Type Terminals:
Palladium Silver
For Al₂O₃ & BeO Chips
✓ Non-Magnetic
✓ RoHS Compliant
✓ For Solder or Epoxy


Chip Resistor Configurations:



Chip Resistor Sizes & Typical Power Ratings:

Actual footprint:	0202	0302	0402	0502	0504	0505	0603	0805	2335	3737	5050
Size:	0202	0302	0402	0502	0504	0505	0603	0805			
Al ₂ O ₃ Rated Power:	0.05W	0.12W	0.5W	1.0W	1.5W	1.5W	1.0W	2.0W	30.0W	50.0W	80.0W
AlN Rated Power:	0.17W	0.4W	1.7W	3.5W	5.0W	5.0W	3.5W	6.7W	100W	170W	270W
BeO Rated Power:	0.25W	0.6W	2.5W	5.0W	7.5W	7.5W	5.0W	10.0W	150W	250W	400W
Available Terminal Configurations:	M, S	P, K, M, S	P, K, M, S	P, K, M, S	P, K, M, S	P, K, M, S	P, K, M, S	P, Y, E, K, M, S	P, Y, E, K, M, S	P, Y, E, K, M, S	P, Y, E, K, M, S
Actual footprint:	1005	1010	1206	1505	2010	2512	2525	3725			
Size:	1005	1010	1206	1505	2010	2512	2525	3725			
Al ₂ O ₃ Rated Power:	2.5W	3.5W	2.5W	3.0W	6.0W	10.0W	20.0W	30.0W			
AlN Rated Power:	8.0W	12.0W	8.0W	10.0W	20.0W	35.0W	70.0W	100W			
BeO Rated Power:	12.5W	17.5W	12.5W	15.0W	30.0W	50.0W	100W	150W			
Available Terminal Configurations:	P, Y, E, K, M, S	P, Y, E, K, M, S	P, Y, E, K, M, S	P, Y, E, K, M, S	P, Y, E, K, M, S	P, Y, E, K, M, S	P, Y, E, K, M, S	P, Y, E, K, M, S			

* Ohmic value, size & substrate dependent. AlN resistors are available in 10Ω to 1KΩ.
[†] Tape & Reel available for sizes 0402 to 3725.
[‡] Based on thinnest available substrate per size using 'RM Type' terminal configuration and rated at ≤100°C baseplate temperature. Rating may vary for other terminal configurations and mounting implementation.



Typical Applications:

- MRI RF Amplifiers
- Coil Interface Units
- In-Room Monitoring Equipment
- Positioning Motors & Sensors



Many other options & configurations available. Custom requests are our specialty!



EST 1977

barryind.com

Barry Industries maintains an ISO 9001 Certified Quality Management System

Origination Date	Revision Date	Rev.
3/31/14		